

Connect™ by Ecophon

engineered for your convenience

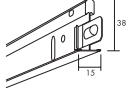
Connect Grids - Connect T15 Cross tee

Product	Length (mm)	Width (mm)	Colour	m/ctn	pcs/ctn	Stock	Item No
Connect T15 Cross tee With demountable "click in" coupling. Body of galvanized steel, capped with galvanized and coated steel. For edge A and E T15 products. Module 600 mm. Punching c300 mm. L=600 mm.	600	15	Connect white 01	21,60	36	*	26338213
Connect T15 Cross tee With demountable "click in" coupling. Body of galvanized steel, capped with galvanized and coated steel. For edge A and E T15 products. Module 600 mm. Punching c300 mm. L=600 mm.	600	15	Connect grey 01 metallic	21,60	36	*	26338176
Connect T15 Cross tee With demountable "click in" coupling. Body of galvanized steel, capped with galvanized and coated steel. For edge A and E T15 products. Module 625. Punching c312,5 mm. L=625 mm	625	15	Connect white 01	22,50	36	*	26338216
Connect T15 Cross tee With demountable "click in" coupling. Body of galvanized steel, capped with galvanized and coated steel. For edge A and E T15 products. Module 600 mm. Punching c300 mm. L=1200 mm.	1200	15	Connect white 01	43,20	36	*	26338212
Connect T15 Cross tee With demountable "click in" coupling. Body of galvanized steel, capped with galvanized and coated steel. For edge A and E T15 products. Module 600 mm. Punching c300 mm. L=1200 mm.	1200	15	Connect grey 01 metallic	43,20	36	*	26338175
Connect T15 Cross tee With demountable "click in" coupling. Body of galvanized steel, capped with galvanized and coated steel. For edge A and E T15 products. Module 625. Punching c312,5 mm. L=1250 mm.	1250	15	Connect white 01	45,00	36	*	26338215

Connect Grids - Connect T15 Main runner

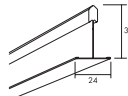
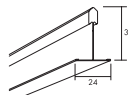
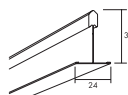
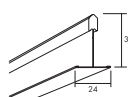
Product	Length (mm)	Width (mm)	Colour	m/ctn	pcs/ctn	Stock	Item No
Connect T15 Main runner With quick lock. Body of galvanized steel, capped with galvanized and coated steel. For edge A and E T15 products. Module 600 mm. Punching c100 mm. L=3700 mm.	3700	15	Connect white 01	59,20	16	*	26338191
Connect T15 Main runner With quick lock. Body of galvanized steel, capped with galvanized and coated steel. For edge A and E T15 products. Module 600 mm. Punching c100 mm. L=3700 mm.	3700	15	Connect grey 01 metallic	59,20	16	*	26338190
Connect T15 Main runner With quick lock. Body of galvanized steel, capped with galvanized and coated steel. For edge A and E T15 products. Module 625/500. Punching c125 mm. L=3750 mm.	3750	15	Connect white 01	60,00	16	*	26338192

Product	Length (mm)	Width (mm)	Colour	m/ctn	pcs/ctn	Stock	Item No
Connect T15 Main runner FP With quick lock. Body of galvanized steel, capped with galvanized and coated steel. For edge A and E T15 products. Module 600 mm. Punching c100 mm. Firepunched. L=3700 mm.	3700	15	Connect white 01	59,20	16	*	26338193



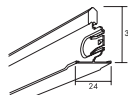
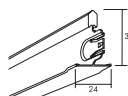
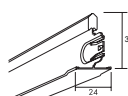
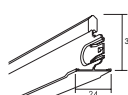
Connect Grids - Connect T24 Corridor

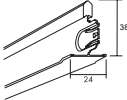
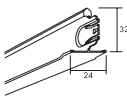
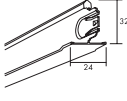
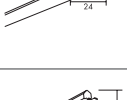

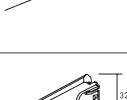

Product	Length (mm)	Width (mm)	Colour	m/ctn	pcs/ctn	Stock	Item No
Connect T24 Corridor profile Straight cut ends without quick locks. Body of galvanized steel, capped with galvanized and coated steel. For Super G/Focus A XL, E XL, D XL. L=1600 mm.	1600	24	Connect white 01	40,00	25	*	26338111
Connect T24 Corridor profile Straight cut ends without quick locks. Body of galvanized steel, capped with galvanized and coated steel. For Super G/Focus A XL, E XL, D XL. L=1800 mm.	1800	24	Connect white 01	45,00	25	*	26338112
Connect T24 Corridor profile Straight cut ends without quick locks. Body of galvanized steel, capped with galvanized and coated steel. For Super G/Focus A XL, E XL, D XL. L=2000 mm.	2000	24	Connect white 01	50,00	25	*	26338113
Connect T24 Corridor profile Straight cut ends without quick locks. Body of galvanized steel, capped with galvanized and coated steel. For Super G/Focus A XL, E XL, D XL. L=2400 mm.	2400	24	Connect white 01	60,00	25	*	26338115

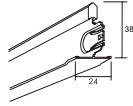
Connect Grids - Connect T24 Cross tee

Product	Length (mm)	Width (mm)	Colour	m/ctn	pcs/ctn	Stock	Item No
Connect T24 Cross tee With demountable "click-in" coupling. Body of galvanized steel, capped with galvanized and coated steel. For edge Lp. No punching. L=150 mm.	150	24	Connect white 01	5,40	36	*	26338391
Connect T24 Cross tee With demountable "click-in" coupling. Body of galvanized steel, capped with galvanized and coated steel. For edge Lp. No punching. L=150 mm.	150	24	Connect grey 01 metallic	5,40	36	*	26338396
Connect T24 Cross tee With demountable "click-in" coupling. Body of galvanized steel, capped with galvanized and coated steel. For edge Lp. No punching. L=150 mm.	150	24	Connect black 01 matt	5,40	36	*	26338394
Connect T24 Cross tee With demountable "click in" coupling. Body of galvanized steel, capped with galvanized and coated steel. For edge A and E products. Module 600 mm. No punching. L=300 mm.	300	24	Connect white 01	10,80	36	*	26338249

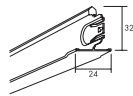
Product		Length (mm)	Width (mm)	Colour	m/ctn	pcs/ctn	Stock	Item No
Connect T24 Cross tee With demountable "click-in" coupling. Body of galvanized steel, capped with galvanized and coated steel. For edge Lp. No punching. L=300 mm.		300	24	Connect grey 01 metallic	10,80	36	*	26338397
Connect T24 Cross tee With demountable "click-in" coupling. Body of galvanized steel, capped with galvanized and coated steel. For edge Lp. No punching. L=300 mm.		300	24	Connect black 01 matt	10,80	36	*	26338250
Connect T24 Cross tee With demountable "click in" coupling. Body of galvanized steel, capped with galvanized and coated steel. For edge A, E and Dg products. Module 600 mm. Punching c300 mm. L=600 mm.		600	24	Connect white 01	21,60	36	*	26338103
Connect T24 Cross tee With demountable "click-in" coupling. Body of galvanized steel, capped with galvanized and coated steel. For edge A, E and Dg. Module 600, punching c300 mm. L=600 mm.		600	24	Connect grey 01 metallic	21,60	36	*	26338173
Connect T24 Cross tee With demountable "click-in" coupling. Body of galvanized steel, capped with galvanized and coated steel. For edge A, E and Dg. Module 600, punching c300 mm. L=600 mm.		600	24	Connect black 01 matt	21,60	36	*	26338162
Connect T24 Cross tee With demountable "click in" coupling. Body of galvanized steel, capped with galvanized and coated steel. For edge A, E and Dg products. Module 625. Punching c312,5 mm. L=625 mm.		625	24	Connect white 01	22,50	36	*	26338106
Connect T24 Cross tee With demountable "click in" coupling. Body of galvanized steel, capped with galvanized and coated steel. For edge A and E products. Module 900. Punching c450 mm. L=900 mm.		900	24	Connect white 01	32,40	36	*	26338107
Connect T24 Cross tee With demountable "click in" coupling. Body of galvanized steel, capped with galvanized and coated steel. For edge A, E and Dg products. Module 600 mm. Punching c300 mm. L=1200 mm.		1200	24	Connect white 01	43,20	36	*	26338102
Connect T24 Cross tee With demountable "click-in" coupling. Body of galvanized steel, capped with galvanized and coated steel. For edge A, E and Dg products. Module 600, punching c300 mm. L=1200 mm.		1200	24	Connect grey 01 metallic	43,20	36	*	26338172
Connect T24 Cross tee With demountable "click-in" coupling. Body of galvanized steel, capped with galvanized and coated steel. For edge A, E and Dg products. Module 600, punching c300 mm. L=1200 mm.		1200	24	Connect black 01 matt	43,20	36	*	26338161
Connect T24 Cross tee With demountable "click in" coupling. Body of galvanized steel, capped with galvanized and coated steel. For edge A, E and Dg products. Module 625. Punching c312,5 mm. L=1250 mm.		1250	24	Connect white 01	45,00	36	*	26338105

Product	Length (mm)	Width (mm)	Colour	m/ctn	pcs/ctn	Stock	Item No
Connect T24 Cross tee With demountable "click in" coupling. Body of galvanized steel, capped with galvanized and coated steel. For edge A and E products. Module 600 mm. Punching c300 mm. L=1800 mm.	1800	24	Connect white 01	45,00	25	*	26338395

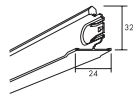


Connect Grids - Connect T24 Cross tee C3

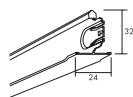
Product	Length (mm)	Width (mm)	Colour	m/ctn	pcs/ctn	Stock	Item No
Connect T24 Cross tee C3 With demountable "click in" coupling. Body of special treated steel with high corrosion resistance, capped with galvanized and coated steel. For edge A, E and Dg products. Module 600 mm. Punching c300 mm. L=600 mm. For products in corrosive environments. Corrosivity category C3 according to ISO 12944-2.	600	24	Connect white 01	21,60	36	*	26339142



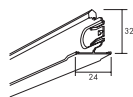
Connect T24 Cross tee C3 With demountable "click in" coupling. Body of special treated steel with high corrosion resistance, capped with galvanized and coated steel. For edge A, E and Dg products. Module 625 mm. Punching c312,5 mm. L=625 mm. For products in corrosive environments. Corrosivity category C3 according to ISO 12944-2.	625	24	Connect white 01	22,50	36	*	26339145
---	-----	----	------------------	-------	----	---	----------



Connect T24 Cross tee C3 With demountable "click in" coupling. Body of special treated steel with high corrosion resistance, capped with galvanized and coated steel. For edge A, E and Dg products. Module 600 mm. Punching c300 mm. L=1200 mm. For products in corrosive environments. Corrosivity category C3 according to ISO 12944-2.	1200	24	Connect white 01	43,20	36	*	26339141
--	------	----	------------------	-------	----	---	----------

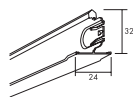


Connect T24 Cross tee C3 With demountable "click in" coupling. Body of special treated steel with high corrosion resistance, capped with galvanized and coated steel. For edge A, E and Dg products. Module 625 mm. Punching c312,5 mm. L=1250 mm. For products in corrosive environments. Corrosivity category C3 according to ISO 12944-2.	1250	24	Connect white 01	45,00	36	*	26339144
--	------	----	------------------	-------	----	---	----------

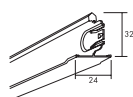


Connect Grids - Connect T24 Cross tee C4

Product	Length (mm)	Width (mm)	Colour	m/ctn	pcs/ctn	Stock	Item No
Connect T24 Cross tee C4 With demountable "click in" coupling. Body of austenitic stainless steel designed for maximum resistance to pitting and crevice corrosion, capped with same material with a 3B surface (slight polished appearance). Module 600 mm. Punching c300 mm. L=600 mm. or products in corrosive environments. Corrosivity category C4 according to ISO 12944-2.	600	24	.	21,60	36	*	26339132



Connect T24 Cross tee C4 With demountable "click in" coupling. Body of austenitic stainless steel designed for maximum resistance to pitting and crevice corrosion, capped with same material with a 3B surface (slight polished appearance). Module 600 mm. Punching c300 mm. L=1200 mm. or products in corrosive environments. Corrosivity category C4 according to ISO 12944-2.	1200	24	.	43,20	36	*	26339131
--	------	----	---	-------	----	---	----------



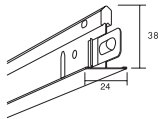
Connect Grids - Connect T24 Curved

Product	Length (mm)	Width (mm)	Colour	m/ctn	pcs/ctn	Stock	Item No
Connect Flexiform Coated aluminium. L=2400 mm. For use with Flexiform. Can be bent to a concave or a convex radius of minimum 200 mm.	2400		Connect white 01			*	26300340
Connect Flexiform Coated aluminium. L=2400 mm. For use with Flexiform outer corners. Can be bent to a concave or a convex radius of minimum 200 mm.	2400	15	Connect white 01			*	26300500
Connect Quadro 300CC Cross tee with demountable "click-in" coupling. Body of coated galvanized steel. For Focus Quadro 300 Concave. A=300.		24	Connect white 01		5	*	26321900
Connect Quadro 300CX Cross tee with demountable "click-in" coupling. Body of coated galvanized steel. For Focus Quadro 300 Convex. A=300.		24	Connect white 01		5	*	26321901
Connect Quadro 450CC Cross tee with demountable "click-in" coupling. Body of coated galvanized steel. For Focus Quadro 450 Concave. A=450.		24	Connect white 01		5	*	26321902
Connect Quadro 450CX Cross tee with demountable "click-in" coupling. Body of coated galvanized. For Focus Quadro 450 Convex. A=450.		24	Connect white 01		5	*	26321903

Connect Grids - Connect T24 Main runner

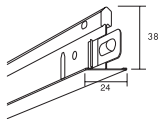
Product	Length (mm)	Width (mm)	Colour	m/ctn	pcs/ctn	Stock	Item No
Connect T24 Main runner With quick lock. Body of galvanized steel, capped with galvanized and coated steel. For edge A and E products. Module 600 mm. Punching c100 mm. L=3000 mm.	3000	24	Connect white 01	36,00	12	*	26338121
Connect T24 Main runner With quick lock. Body of galvanized steel, capped with galvanized and coated steel. For edge A and E products. Module 600. Punching c100 mm. L=3700 mm.	3700	24	Connect white 01	44,40	12	*	26338101
Connect T24 Main runner With quick lock. Body of galvanized steel, capped with galvanized and coated steel. For edge A and E products. Module 600 mm. Punching c100 mm. L=3700 mm	3700	24	Connect grey 01 metallic	44,40	12	*	26338171
Connect T24 Main runner With quick lock. Body of galvanized steel, capped with galvanized and coated steel. For edge A and E products. Module 600 mm. Punching c100 mm. L=3700 mm.	3700	24	Connect black 01 matt	44,40	12	*	26338160
Connect T24 Main runner With quick lock. Body of galvanized steel, capped with galvanized and coated steel. For edge A and E products. Module 625/500. Punching c125 mm. L=3750 mm.	3750	24	Connect white 01	45,00	12	*	26338104

Product	Length (mm)	Width (mm)	Colour	m/ctn	pcs/ctn	Stock	Item No
Connect T24 Main runner FP With quick lock. Body of galvanized steel, capped with galvanized and coated steel. For edge A and E products. Module 600 mm. Punching c100 mm. Firepunched. L=3700 mm.	3700	24	Connect white 01	44,40	12	*	26338117

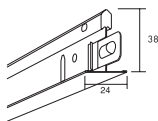


Connect Grids - Connect T24 Main runner C3

Product	Length (mm)	Width (mm)	Colour	m/ctn	pcs/ctn	Stock	Item No
Connect T24 Main runner C3 Strong main runner with quick lock and body of special treated steel with high corrosion resistance, capped with galvanized and coated steel. For edge A and E products. Module 600 mm. Punching c100 mm. L=3700 mm. For products in corrosive environments. Corrosivity category C3 according to ISO 12944.2.	3700	24	Connect white 01	44,40	12	*	26339140

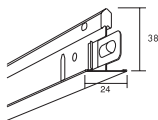


Connect T24 Main runner C3 Strong main runner with quick lock and body of special treated steel with high corrosion resistance, capped with galvanized and coated steel. For edge A and E products. Module 625 mm. Punching c125 mm. L=3750 mm. For products in corrosive environments. Corrosivity category C3 according to ISO 12944.2.	3750	24	Connect white 01	45,00	12	*	26339143
---	------	----	------------------	-------	----	---	----------



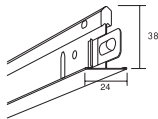
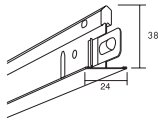
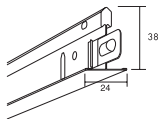
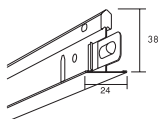
Connect Grids - Connect T24 Main runner C4

Product	Length (mm)	Width (mm)	Colour	m/ctn	pcs/ctn	Stock	Item No
Connect T24 Main runner C4 With quick lock. Body of austenitic stainless steel designed for maximum resistance to pitting and crevice corrosion, capped with same material with a 3B surface (slight polished appearance). Module 600 mm. Punching c300 mm. L=3000 mm. For products in corrosive environments. Corrosivity category C4 according to ISO 12944.2.	3000	24	.	36,00	12	*	26339130



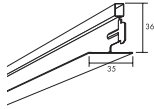
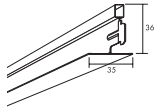
Connect Grids - Connect T24 Main runner HD

Product	Length (mm)	Width (mm)	Colour	m/ctn	pcs/ctn	Stock	Item No
Connect T24 Main runner HD Strong Main runner with quick lock. Body of galvanized steel, capped with galvanized and coated steel. For edge Ds and Dg products. Module 600 mm. Punching c100 mm. L=3700 mm	3700	24	Connect white 01	44,40	12	*	26337101
Connect T24 Main runner HD Strong Main runner with quick lock. Body of galvanized steel, capped with galvanized and coated steel. For edge Ds and Dg products. Module 600 mm. Punching c100 mm. L=3700 mm	3700	24	Connect grey 01 metallic	44,40	12	*	26337115
Connect T24 Main runner HD Strong Main runner with quick lock. Body of galvanized steel, capped with galvanized and coated steel. For edge Ds and Dg products. Module 600 mm. Punching c100 mm. L=3700 mm	3700	24	Connect black 01 matt	44,40	12	*	26337110
Connect T24 Main runner HD Strong Main runner with quick lock. Body of galvanized steel, capped with galvanized and coated steel. For edge Ds and Dg products. Module 625/500 mm. Punching c125 mm. L=3750 mm	3750	24	Connect white 01	45,00	12	*	26337104



Connect Grids - Connect T35 Cross tee

Product	Length (mm)	Width (mm)	Colour	m/ctn	pcs/ctn	Stock	Item No
Connect T35 cross tee With demountable coupling. Body of galvanized steel, capped with galvanized and coated steel. T35 for edge A. Module: Metric. Punching 1 central slot. L=600 mm.	600	35	Snow white	16,80	28	*	26317402
Connect T35 cross tee With demountable coupling. Body of galvanized steel, capped with galvanized and coated steel. T35 for edge A. Module: Metric. Punching c300 mm. L=1200 mm.	1200	35	Snow white	33,60	28	*	26317401



Connect Grids - Connect T35 Main runner

Product	Length (mm)	Width (mm)	Colour	m/ctn	pcs/ctn	Stock	Item No
Connect T35 Main runner Body of galvanized steel, capped with galvanized and coated steel. T35 for edge A products. Module: Metric. Punching c150 mm. L=3600 mm.	3600	35	Snow white	50,40	14	*	26317400

