

Connect™ by Ecophon

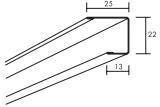
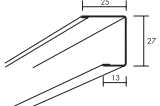
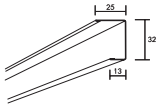
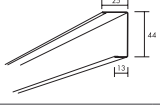
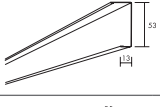

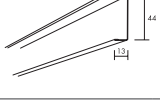
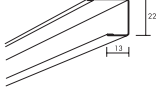
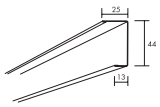
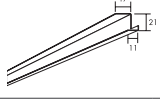
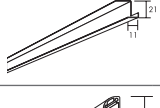
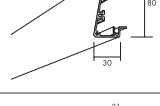
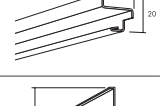
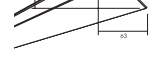
engineered for your convenience

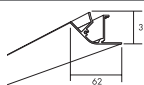
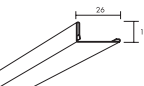
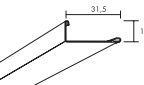
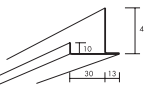
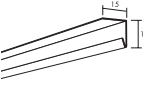
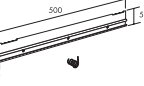
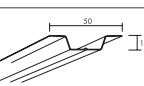
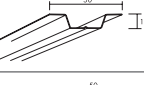
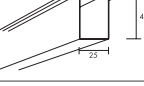
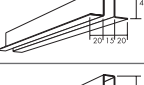



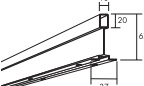
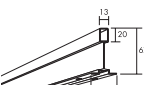
Connect Profiles - Connect Concealed grids

Product	Length (mm)	Width (mm)	Colour	m/ctn	pcs/ctn	Stock	Item No
Connect Space bar Module 600 mm. Galvanized steel. For edge Ds products. Installation together with Connect T24 Main runner HD c 1500 mm. Fixed with Connect Space bar winch. L=2450 mm. Punching c300 mm.	2450		Galvanized	24,50	10	*	26300570
Connect Space bar Module 625 mm. Galvanized steel. For edge Ds products. Installation together with Connect T24 Main runner HD c 1500 mm. Fixed with Connect Space bar winch. L=2550 mm. Punching c312,5 mm.	2550		Galvanized	25,50	10	*	26300576
Connect Space bar 150 Module 150/300/600 mm. Galvanized steel. For edge Lp products. Installation together with Connect T24 Main runner HD c 1500 mm. Fixed with Connect Space bar winch. L=2450 mm. Punching c150 mm.	2450		Galvanized	24,50	10	*	26300575

Connect Profiles - Connect Other profiles

Product	Length (mm)	Width (mm)	Colour	m/ctn	pcs/ctn	Stock	Item No
Connect Baffle profile Profile for aligning Master Baffels. Galvanized and coated steel. Length 2400 mm and width 24 mm.	2400	24	Connect white 01	48,00	20	*	26300362
Connect Bridging profile Bridging profile for integrated lighting . Body of galvanized steel, capped with galvanized and coated steel. For edge A , Ds, Dg, Dp and Lp (l=20 mm) products. Module 600 mm.	592	24	Connect white 01	21,31	36	*	26338800
Connect Bridging profile Bridging profile for integrated lighting . Body of galvanized steel, capped with galvanized and coated steel. For edge A , Ds and Dg (l=20 mm) products. Module 1200 mm.	1192	24	Connect white 01	42,91	36	*	26338801
Connect Channel trim Galvanized and coated steel. H=16 mm, L=2000 mm.	2000		Connect white 01	40,00	20	*	26300316
Connect Channel trim Galvanized and coated steel. H=44 mm, L=2700 mm.	2700		Connect white 01	54,00	20	*	26300465
Connect Channel trim Galvanized and coated steel. H=44 mm, L=2700 mm.	2700		Connect grey 01 metallic	54,00	20	*	26320223
Connect Channel trim Galvanized and coated steel. H=44 mm, L=2700 mm.	2700		Connect black 01 matt	54,00	20	*	26300565

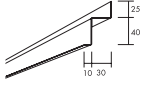
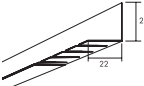
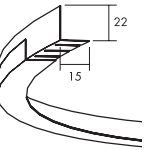

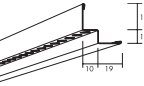
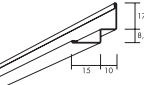
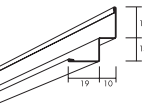
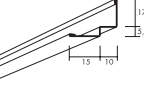
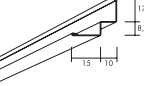
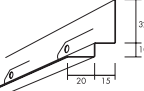
Product		Length (mm)	Width (mm)	Colour	m/ctn	pcs/ctn	Stock	Item No
Connect Channel trim Galvanized and coated steel. H=22 mm, L=3000 mm.		3000		Connect white 01	60,00	20	*	26300532
Connect Channel trim Galvanized and coated steel. H=27 mm, L=3000 mm.		3000		Connect white 01	60,00	20	*	26300623
Connect Channel trim Galvanized and coated steel. H=32 mm, L=3000 mm.		3000		Connect white 01	30,00	10	*	26300888
Connect Channel trim Galvanized and coated steel. H=44 mm, L=3000 mm.		3000		Connect white 01	60,00	20	*	26300261
Connect Channel trim Galvanized and coated steel. H=53 mm, L=3000 mm.		3000		Connect white 01	60,00	20	*	26300328
Connect Channel trim C3 Galvanized and coated steel with extra corrosion resistance. H=22, L=3000 mm. For Hygiene products in corrosive environments. Corrosivity category C3 according to ISO 12944.2.		3000		Connect white 01	60,00	20	*	26303532
Connect Channel trim C3 Galvanized and coated steel with extra corrosion resistance. H=44, L=3000 mm. For Hygiene products in corrosive environments. Corrosivity category C3 according to ISO 12944.2.		3000		Connect white 01	60,00	20	*	26303465
Connect Channel trim C4 Channel trim for products in C4 environments. H=22 mm with punchings every 300 mm. Austenitic stainless steel designed for maximum resistance to pitting and crevice corrosion. L=3000 mm. Corrosivity category C4 according to ISO 12944.2.		3000			60,00	20	*	26303535
Connect Channel trim HD Galvanized and coated steel. H=44 mm, L=3000 mm. Heavy duty version.		3000		Connect white 01	36,00	12	*	26300320
Connect Cover trim Dp/Dg Galvanized and coated. Used on cut Dp and Dg panels at the meeting against Modular wall trim in corridor installations. L=588.		588		Connect white 01		48	*	26300736
Connect Cover trim Ds Galvanized and coated. Used on cut Ds panels at the meeting against Modular wall trim in corridor installations. L=596.		596		Connect white 01		48	*	26300735
Connect Edge 500 Profile Structure laquered aluminium profile. For free hanging units with Focus tiles edge E, Ds & Dg. L=2400 mm.		2400		Connect white 02 textured	14,40	6	*	26311061
Connect Edge stiffener Ds Galvanized steel. For edge Ds products size 1200x1200 mm. L=1184 mm.		1184		Galvanized		12	*	26300380
Connect Etage Down 45 Extruded aluminium for transitions 45 degrees between different ceiling levels. L=3000 mm.		3000		White 500	15,00	5	*	26481351

Product		Length (mm)	Width (mm)	Colour	m/ctn	pcs/ctn	Stock	Item No
Connect Etage Up 45 Extruded aluminium for transitions 45 degrees between different ceiling levels. L=3000 mm.		3000		White 500	15,00	5	*	26481350
Connect F-Trim 10 Galvanized and coated steel profile for installation of Quadro E 300/450 Concave and vertical level transitions. L=2000 mm.		2000		Connect white 01	20,00	10	*	26300730
Connect F-Trim 15 Galvanized and coated steel profile for installation of Gedina A, gypsum tiles and vertical level transitions. L=2400 mm.		2400	31,50	Connect white 01	24,00	10	*	26300896
Connect F-Trim F Galvanized and coated steel profile. L=3000 mm. For installation of Flexiform.		3000		Connect white 01	30,00	10	*	26300889
Connect Frieze trim Galvanized and coated steel wall trim for installation against wall with Focus frieze or Access frieze. L=2500 mm.		2500	15	Connect white 01	30,00	12	*	26300562
Connect Hook trim Painted profile fixing for Solo on wall. The kit contains 2 profiles and 2 pcs Connect Spiral anchor flat. Use together with Connect Panel hook. Overall depth of system, including the Solo panel, 55 mm.		500	50	.		2	*	26300935
Connect Inline Carrier Galvanized steel. L=3000 mm. For industrial absorbers.		3000		Galvanized	60,00	20	*	26311084
Connect Inline Carrier Galvanized and coated steel profile for industrial absorbers. L=3000 mm.		3000		Connect white 01	60,00	20	*	26311283
Connect Recessed profile Galvanized and coated steel profile for installation of wall absorbers. W=50 mm, L=2700 mm.		2700		Connect white 01	10,80	4	*	26300357
Connect Recessed profile Plus Galvanized and coated steel. For Super G Plus installations. Punching Ø6, L=582 mm.		582		Connect white 01	6,98	12	*	26300359
Connect Recessed profile Plus Galvanized and coated steel. For Super G Plus installations. Punching Ø6 c400 mm. L=2800 mm.		2800		Connect white 01	16,80	6	*	26300358
Connect Shadow Channel trim Galvanized and coated Shadow channel trim. H=52, L=3000 mm. For corner use Connect External corner 26300128.		3000		Connect white 01	30,00	10	*	26300556
Connect Shadow Channel trim Galvanized and coated Shadow channel trim. H=82, L=3000 mm. For corner use Connect External corner 26300393.		3000		Connect white 01	30,00	10	*	26300392
Connect Shadow Channel trim Galvanized and coated Shadow channel trim. H=102, L=3000 mm. For corner use Connect External corner 26300395.		3000		Connect white 01	30,00	10	*	26300394
Connect Structure profile Laquered aluminum profile used to create effects and subdivide installations into different patterns for Ecophon Wall panel. L=2700 mm.		2700	37,2	Connect grey 04 textured	21,60	8	*	26300950
Connect Structure profile Laquered aluminum profile used to create effects and subdivide installations into different patterns for Ecophon Wall panel. L=2700 mm.		2700	37,2	Connect grey 03 textured	21,60	8	*	26300951

Product		Length (mm)	Width (mm)	Colour	m/ctn	pcs/ctn	Stock	Item No
Connect Thinline profile Laquered aluminum frame profile for Ecophon Akusto Wall. L=2678 mm.		2678	25,2	Connect grey 04 textured	21,42	8	*	26300970
Connect Thinline profile Laquered aluminum frame profile for Ecophon Akusto Wall. L=2678 mm.		2678	25,2	Connect grey 03 textured	21,42	8	*	26300971
Connect WP Profile Laquered aluminum profile for Ecophon Akusto Wall. L=2687 mm.		2687	44	Connect white 03 textured	21,50	8	*	26311051
Connect WP Profile Anodized aluminum profile for Ecophon Akusto Wall. L=2687 mm.		2687	44	Connect natural anodized	21,50	8	*	26311052
Connect WP Profile Laquered aluminum profile for Ecophon Akusto Wall. L=2687 mm.		2687	44	Connect black 01 textured	21,50	8	*	26311074
Connect WP Space bar U-profile for Connect WP system. L=2400		2400	30	Galvanized	24,00	10	*	26311050

Connect Profiles - Connect Wall profiles

Product		Length (mm)	Width (mm)	Colour	m/ctn	pcs/ctn	Stock	Item No
Connect Angle Trim Galvanized and coated steel wall trim for T-35 grids etc. L=3000 mm, H=30 mm.		3000	30	Connect white 01	60,00	20	*	26317804
Connect Angle Trim		3000	32	Snow white	90,00	30	*	26317806
Connect Angle trim Galvanized and coated steel. H=22 mm, L=3000 mm.		3000	22	Connect white 01	75,00	25	*	26358116
Connect Angle trim Galvanized and coated steel. W=22 mm, H=22 mm, L=3000 mm.		3000	22	Connect grey 01 metallic	75,00	25	*	26358354
Connect Angle trim Galvanized and coated steel. W=22 mm, H=22 mm, L=3000 mm.		3000	22	Connect black 01 matt	75,00	25	*	26358176
Connect Angle trim 15/22 Galvanized and coated steel. W=22 mm, H=15 mm, L=3000 mm.		3000	22	Connect white 01	75,00	25	*	26358211
Connect Angle trim C3 Galvanized and coated steel with extra corrosion resistance. H=22 mm, L=3000 mm. For products in corrosive environments. Corrosivity category C3 according to ISO 12944-2.		3000	22	Connect white 01	75,00	25	*	26358762
Connect Column trim Flexible aluminium profile used as wall trim around columns. L=2000 mm. Min. radius 200 mm. Only for convex radius.		2000	12	Connect white 01	20,00	10	*	26300418

Product		Length (mm)	Width (mm)	Colour	m/ctn	pcs/ctn	Stock	Item No
Connect Distance trim Galvanized and coated steel profile for edge A, Ds and E products. L=3000 mm.		3000		Connect white 01	30,00	10	*	26300670
Connect Flexible Wall trim Wall trim for installation against external corners f ex pillars. Electrogalvanized steel with vinyl covering. Colour variations may occur. Possible to paint after installation. Not recommended for fully visual installation.		2400	22	.	28,80	12	*	60203363
Connect Flexible Wall trim IC Flexible wall trim for installation against innercorners. Electrogalvanized steel with vinyl covering. Colour variations may occur. Possible to paint after installation. Comes rolled up and fits minimum radius of 450mm. Not recommended for fully visual installation.		2400	22	.	28,80	12	*	60203360
Connect Modular wall trim Galvanized and coated steel profile with modular punching and soft fixing. H=35, W=20, L=2400. Designed for corridor solutions.		2400		Connect black 01 matt	48,00	20	*	26300733
Connect Shadow-line trim Punched, galvanized and coated steel trim. L=3000 mm. To avoid differences in pressure, every punch has an open area of 55 mm2, which gives about 2475 mm2/lm.		3000		Connect white 01	75,00	25	*	26317615
Connect Shadow-line trim Galvanized and coated steel trim for Focus A and E products. L=3000 mm.		3000		Connect white 01	75,00	25	*	26318152
Connect Shadow-line trim Galvanized and coated steel channel trim profile for Focus Ds,Dg and Master Rigid Dp. L=3000 mm.		3000		Connect white 01	75,00	25	*	26300668
Connect Shadow-line trim Galvanized and coated steel shadow-line trim profile. L=3000 mm. For Advantage A/E and Gedina A/E products.		3000		Connect white 01	75,00	25	*	26303070
Connect Shadow-line trim Galvanized and coated steel trim for Focus A and E products. L=3000 mm.		3000		Connect grey 01 metallic	75,00	25	*	26318157
Connect Shadow-line trim C3 Coated aluminium Shadow-line trim for fixing perimeter tiles, i.e. Hygiene Protec C. Corrosivity category C3. L=2000 mm		2000		Connect white 01	20,00	10	*	26300712