

Metal ceilings

 custom size

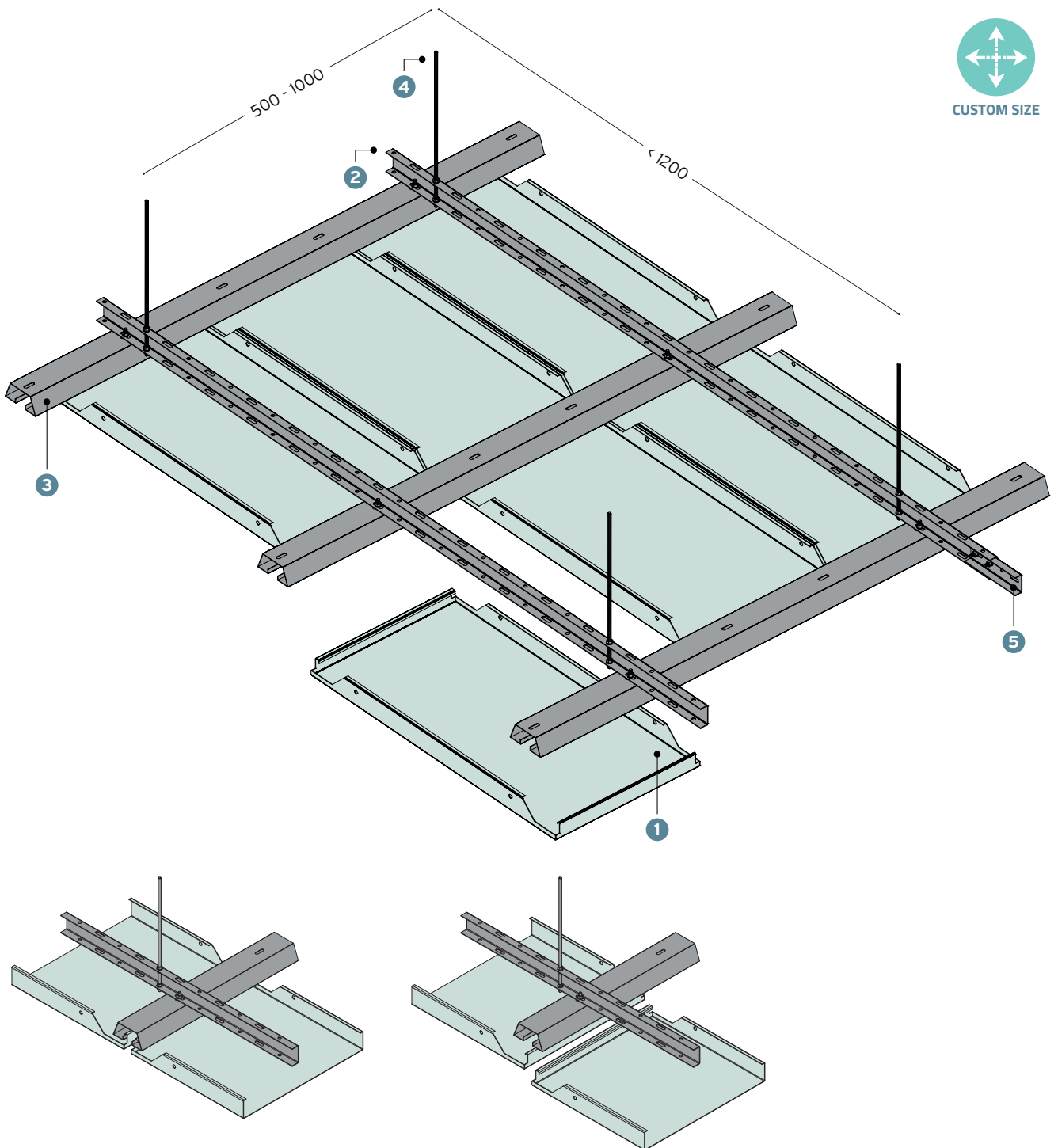
MS900XX  
**HOOK ON  
PLUS 900**  
system

 **CBI**  
EUROPE  
HI-TECH INTERIORS

# MS900XX HOOK ON PLUS 900 SYSTEM



CUSTOM SIZE



1

**MS900XX** panel  
pannello

2

**C3810P** primary profile  
profilo primario

3

**P900** main runner profile  
profilo portante

4

hanger bracket  
attacco di sospensione

5

**GC3810P** joint for primary  
profile  
giunto per profilo  
primario

**GU 600** 1.5 mm gasket to hide edges  
guarnizione autoadesiva di 1.5 mm  
per il mascheramento degli spigoli  
(optional)



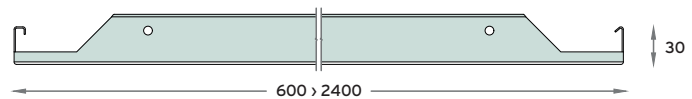
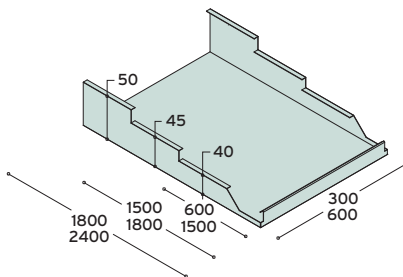
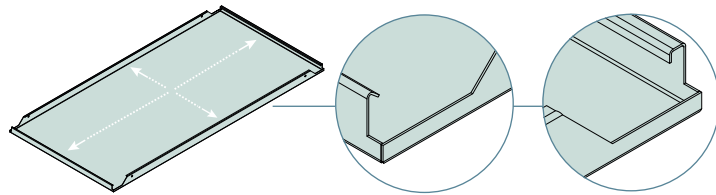
**MS900XX** square edge  
bordo angolo vivo

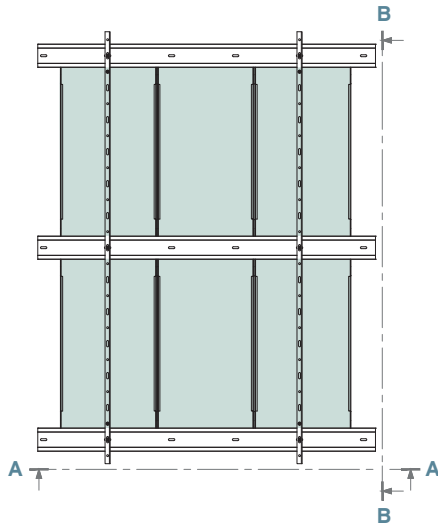


**CUSTOM SIZE**

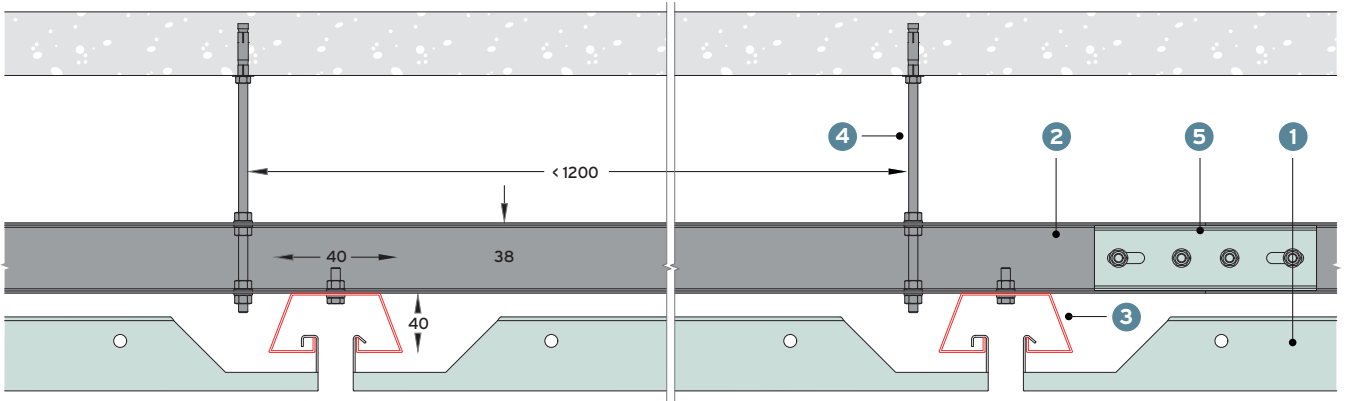
aluminium alluminio 0.6 mm > 1 mm  
steel acciaio 0.5 mm > 1 mm

width larghezza 300 mm > 600 mm  
length lunghezza 600 mm > 2400 mm

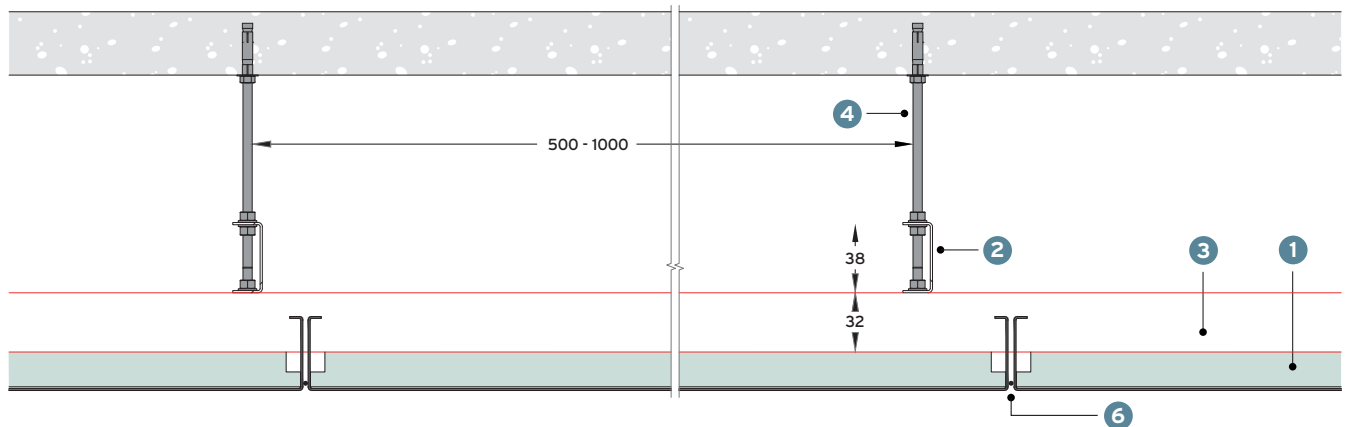




SEZ. A-A



SEZ. B-B



1

**MS900XX** panel  
pannello

2

**C3810P** primary profile  
profilo primario

3

**P900** main runner profile  
profilo portante

4

hanger bracket  
attacco di sospensione

5

**GC3810P** joint for primary  
profile  
giunto per profilo  
primario

6

**GU 600** 1.5 mm gasket to hide edges  
guarnizione autoadesiva di 1.5 mm  
per il mascheramento degli spigoli  
(optional)

# PERFORATION PANELS

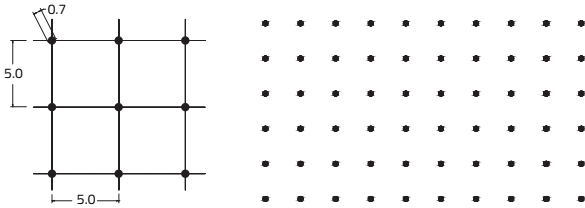
standard width < 600 mm

● ■ perforation

## MICRO PERFORATIONS


### AP0/1

Ø 0.7 mm = 1,70% - parallel pitch 5 mm




### AP0/2

Ø 0.7 mm = 0,46% - parallel pitch 10 mm




### AP1

Ø 1.5 mm = 12% - diagonal pitchn 4.5 mm



### AP1/0


Ø 1.5 mm = 22% - diagonal pitch 4 mm



## STANDARD PERFORATIONS


### AP2

Ø 2.5 mm = 16% - parallel pitch 5.5 mm




### AP3

Ø 2.0 mm = 25% - diagonal pitch 3.5 mm




### AP4

Ø 2.0 mm = 12.5% - parallel pitch 5 mm




### AP5

Ø 2.5 mm = 4% - parallel pitch 11 mm



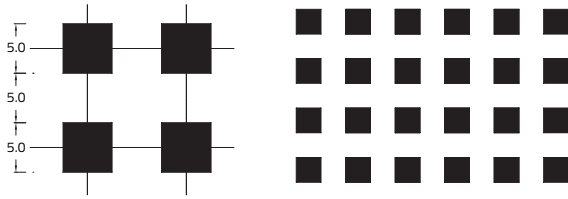
### AP6

Ø 2.0 mm = 3% - parallel pitch 10 mm



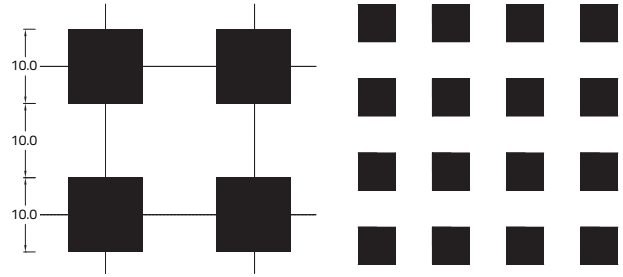
### APQ

5 x 5 mm = 25% - parallel pitch 5 mm



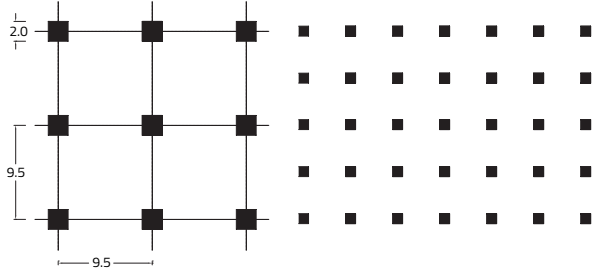
### APQ1

10 x 10 mm = 25% - parallel pitch 10 mm



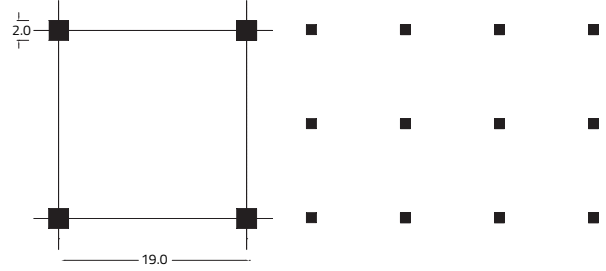
### APQ2

2 x 2 mm = 4.5% - parallel pitch 9.5 mm



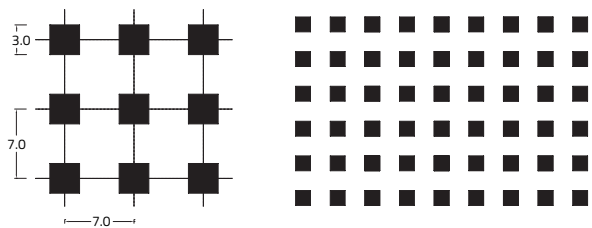
### APQ3

2 x 2 mm = 1.1% - parallel pitch 19 mm



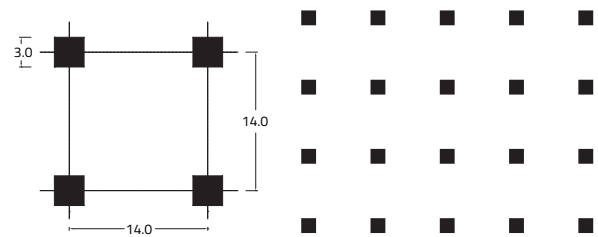
### APQ4

3 x 3 mm = 19% - parallel pitch 7 mm



### APQ5


3 x 3 mm = 9.5% - parallel pitch 14 mm



## special width > 600 mm

### AP7

Ø 2.5 mm = 16% - parallel pitch 5 mm




### AP8

Ø 3.5 mm = 12% - parallel pitch 9 mm




### AP9

Ø 3.0 mm - parallel pitch 6 mm



### AP10

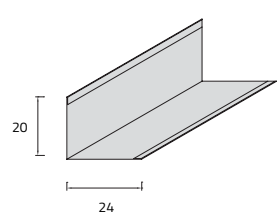
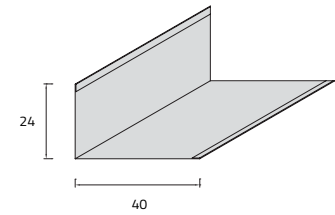
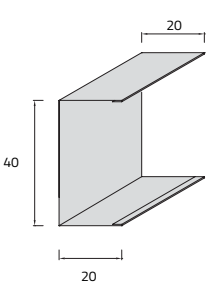
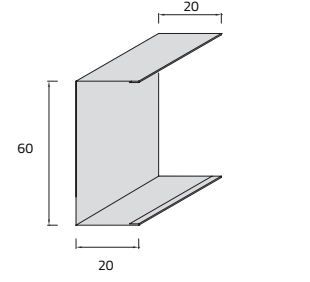
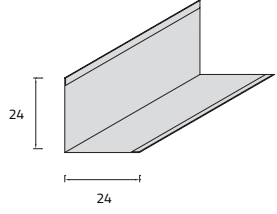
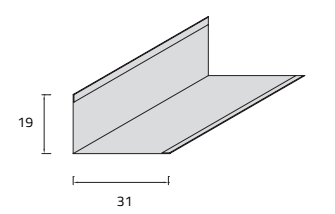
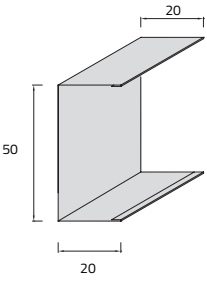
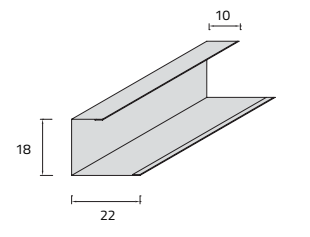
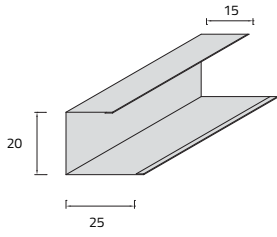
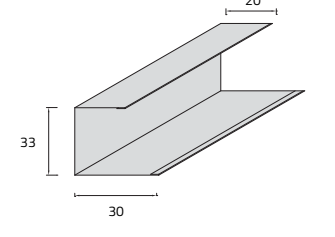
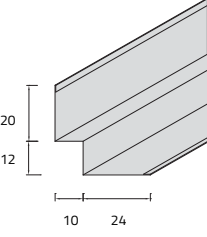
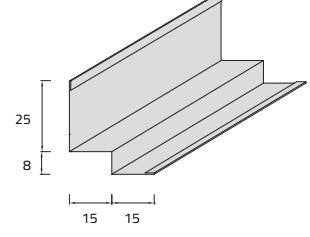
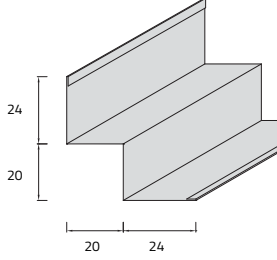
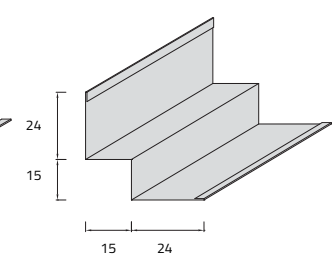
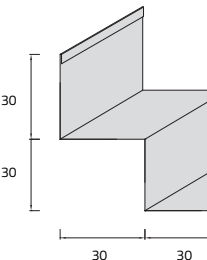
Ø 3.0 mm - parallel pitch 6 mm





# PERIMETRAL MOLDING

**standard length 3000 mm** For special dimension perimetral moldings are available

 <p>20 X 24</p>	 <p>24 X 40</p>	 <p>24 X 40 X 20</p>	 <p>20 X 60 X 20</p>
<p><b>CP10</b> aluminum 0.5/0.6 mm <b>A3000</b> steel 0.5/0.6 mm</p>	<p><b>CP20</b> aluminum 0.5/0.6 mm <b>A3002</b> steel 0.5/0.6 mm</p>	<p><b>CU4020</b> aluminum 0.5/0.6 mm <b>U3000</b> steel 0.5/0.6 mm</p>	<p><b>CU6020</b> aluminum 0.5/0.6 mm <b>U3002</b> steel 0.5/0.6 mm</p>
 <p>24 X 24</p>	 <p>19 X 31</p>	 <p>20 X 50 X 20</p>	 <p>10 X 18 X 22</p>
<p><b>CP11</b> aluminum 0.5/0.6 mm <b>A3001</b> steel 0.5/0.6 mm</p>	<p><b>CP30</b> aluminum 0.5/0.6 mm <b>A3003</b> steel 0.5/0.6 mm</p>	<p><b>CU5020</b> aluminum 0.5/0.6 mm <b>U3001</b> steel 0.5/0.6 mm</p>	<p><b>CU1822</b> aluminum 0.5/0.6 mm <b>U3003</b> steel 0.5/0.6 mm</p>
 <p>15 X 20 X 25</p>	 <p>20 X 33 X 30</p>	 <p>20 X 12 X 12 X 24</p>	 <p>25 X 8 X 15 X 15</p>
<p><b>CU2025</b> aluminum 0.5/0.6 mm <b>U3004</b> steel 0.5/0.6 mm</p>	<p><b>CU3330</b> aluminum 0.5/0.6 mm <b>U3005</b> steel 0.5/0.6 mm</p>	<p><b>CW1210</b> aluminum 0.5/0.6 mm <b>W3000</b> steel 0.5/0.6 mm</p>	<p><b>CW0815</b> aluminum 0.5/0.6 mm <b>W3002</b> steel 0.5/0.6 mm</p>
 <p>24 X 20 X 20 X 24</p>	 <p>24 X 15 X 15 X 24</p>	 <p>30 X 30 X 30 X 30</p>	
<p><b>CW2020</b> aluminum 0.5/0.6 mm <b>W3003</b> steel 0.5/0.6 mm</p>	<p><b>CW1515</b> aluminum 0.5/0.6 mm <b>W3004</b> steel 0.5/0.6 mm</p>	<p><b>CW3030</b> aluminum 0.5/0.6 mm <b>W3005</b> steel 0.5/0.6 mm</p>	

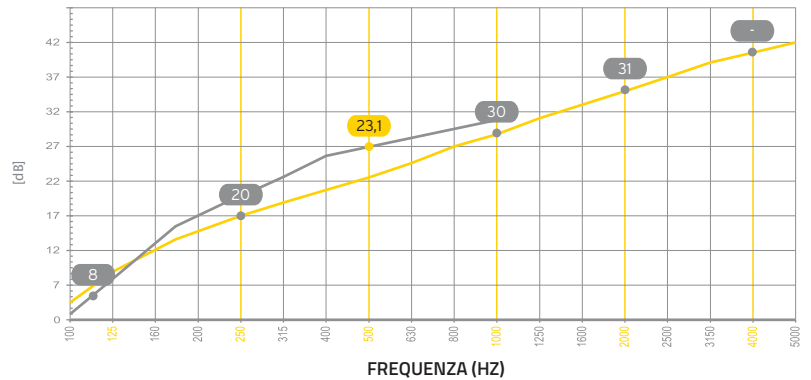


# ACOUSTIC ABSORPTION PANELS

test: Istituto Giordano n° 196088  
197140 UNI EN ISO 354: 2003

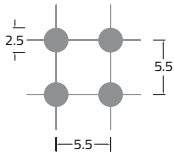
## PLAIN NOT PERFORATED

HZ	100	250	500	1000	2000	4000
RI[DB]	9,8	17,3	23,1	29,1	35,0	40,8
RIFERIMENTO [DB]	8	20	27	30	31	-

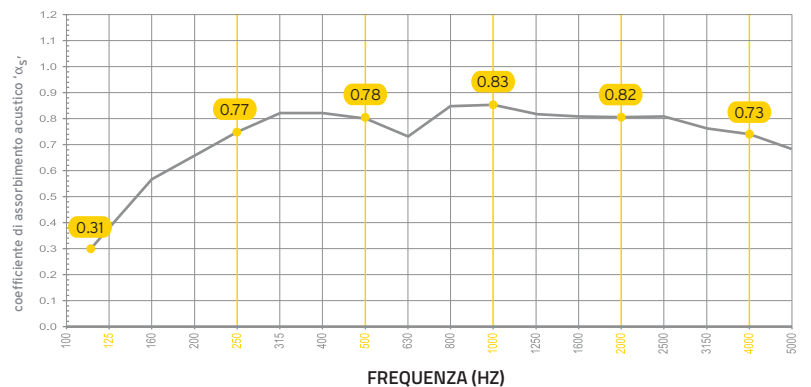


## AP2 PERFORATION

hole  $\phi$  2.5 mm  
perforated area 16%  
block fire-prof non-wovens 60 gr/m<sup>2</sup>

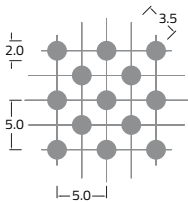


$\alpha_s$  0.31 | 0.77 | 0.78 | 0.83 | 0.82 | 0.73  $\alpha_w = 0.85$

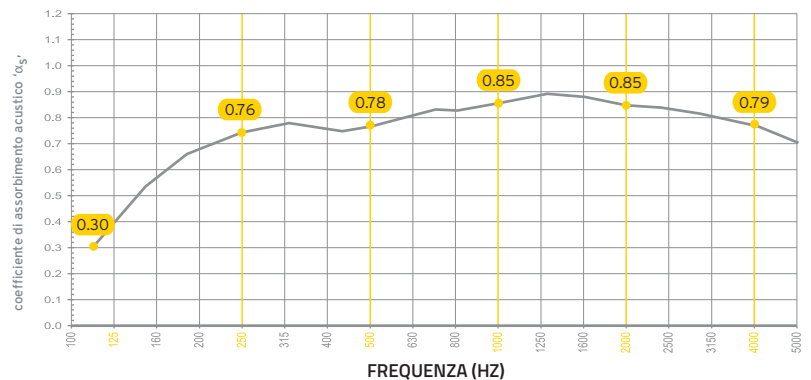


## AP3 PERFORATION

hole  $\phi$  2.0 mm  
perforated area 25%  
block fire-prof non-wovens 60 gr/m<sup>2</sup>



$\alpha_s$  0.30 | 0.76 | 0.78 | 0.85 | 0.85 | 0.79  $\alpha_w = 0.85$





## COLOURS RANGE

### STEEL / ALUMINIUM




white



**RAL 9006**  
silver



**RAL 7024**  
dark grey



**RAL 9005**  
black



satin-finish aluminium

### POWDER COATED



**ALL RAL COLOURS**

### WOOD




**SL57**  
whitened oak



**SL56**  
cherry tree



**SL252**  
winchester



**SL02**  
light oak




**SL302**  
dark oak



**SL55**  
wenge

### ALUMINIUM / MAT



**RAL 1015**  
ivory



**RAL 1001**  
beige



**RAL 1021**  
cadmio yellow



**RAL 1007**  
chrome yellow



**RAL 2004**  
orange



**RAL 3002**  
carmine red



navy blue



**RAL 5017**  
blue



**RAL 6018**  
pea green




**RAL 6029**  
mint colour



**RAL 8014**  
brown

### ALUMINIUM / BRIGHT



**aisi steel**  
310



**brass yellow**  
330



**gold**  
260

The range of colours shown on this page is purely indicative, and we recommended that you request the samples. For other colours, please ask about the availability in stock.

For further details, refer to the bundle of RAL colours and CBI's exclusive colours bundle, or contact the technical department at CBI Europe.

# METAL CEILINGS & COVERINGS: technical perfection, 100% made in Italy.

CBI Europe's Metal Ceilings and Coverings systems are made up of modular elements (panels, strips or grilles) and suspended by steel support structures. Elements are **standard or custom made**, resistant, durable,


easy to handle, simple and quick to install, inspected, certified, eco-friendly and designed for new generation interiors, thanks to the architectural elements of great aesthetic versatility.



**AESTETICH VERSATILITY**



**LIMITLESS CONFIGURATION**



**HI-TECH PERFORMANCES**

## Why

**VERSATILE, FUNCTIONAL, LONG LASTING AND EASY TO INSTALL: A PERFECT COMBINATION OF TECHNOLOGY AND DESIGN THAT GUARANTEES HYGIENE AND STRENGTH.**

## Where

**LARGE PUBLIC SPACES - HALLS, SHOPPING CENTRES, AIRPORTS, BANKS, OFFICES, CORRIDORS, STERILE ENVIRONMENTS, THEATRES, CANTEENS, HOSPITALS - OUTDOORS AND INDOORS.**

## Benefit

- **ACHIEVING FLEXIBLE, COMFORTABLE, CONTEMPORARY AND RESPONSIBLE INTERIORS.**
- **OBTAINING POINTS FOR LEED CERTIFICATION.**
- **SOUNDPROOFED ENVIRONMENTS.**
- **SPEEDING UP CONSTRUCTION.**
- **CONTAINING COSTS OF LABOUR AND MAINTENANCE.**
- **STRUCTURES 100% INSPECTABLE.**
- **INTEGRATION WITH ADVANCED CLIMATE CONTROL, DOMOTICS AND LIGHTING.**
- **PRECISE BUDGETING.**



## FIRE REACTION

Including versions incorporating sound-absorbing non-woven fabric, are non-flammable according to the Italian Ministerial Decree of the 15th march 2005, and therefore conform to Euroclass A1 fire reaction requirements (only for not perforated panels).



## HYGIENE

Easy to wash and sterilise. On request, they can also be supplied in a special fungicidal and bactericidal paint finish. We recommend hermetically sealed, Down Clip 200 System Metal Ceilings for use in operating theatres and pharmaceutical industries. All other types of metal suspended ceilings are ideal for use in kitchens, canteens, hospitals and schools. They also provide valuable protection against dust in industries producing delicate electronic circuits. Tests carried out under ISO 22196 ensure the reduction of the microbial population > 95% after 24 hours.



## HUMIDITY RESISTANCE

Maintain their dimensional stability even under extreme ambient conditions, and can therefore be installed in environments characterised by high levels of relative humidity and large variations in temperature. For outdoor installations, please contact CBI Europe's Technical Department.



## PAINTWORK

Suspended ceilings in pre-painted aluminium and hot-galvanised and pre-painted FePO2 steel are coil-coated with primer and polyester paint to a thickness of 25 microns. Suspended ceilings in electro-galvanised and post-painted FePO2 steel are electrostatically coated with resin based, thermosetting, polyester powder paints to a thickness of 60 microns.



## LIGHT REFLECTANCE

All metal suspended ceilings finished in white and unperforated > 85% have a standard gloss level of 20.



## INTEGRATED ACCESSORIES

All metal suspended ceilings can be fitted with accessories such as lighting units, ventilation vents, smoke detectors, sprinklers and suspended signage



## FASTNESS

The systems are designed to guarantee rapid installation, speeding up the installation phases and respecting all the requirements of planarity and orthogonality.



## ACOUSTIC ABSORPTION

Ceilings and coverings combine acoustic performance, comfort and aesthetics with adequate absorption values. Upon request they can be supplied with certifications issued by independent companies.



## LEED CERTIFICATION

All products are manufactured in certified and constantly monitored processes to guarantee the highest standards of quality and safety.



## ANTI-SEISMIC

The systems guarantee the application of all good safety practices in the construction and development of dedicated projects. Upon request, they can be supplied with an anti-seismic reports, which indicate suitable bracing.